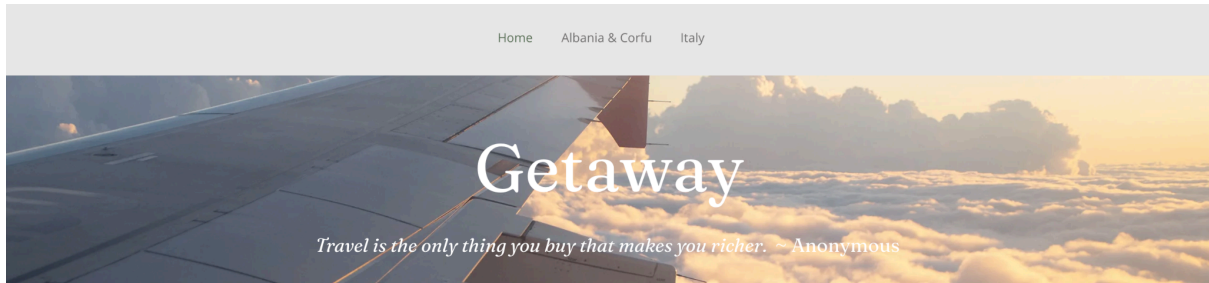
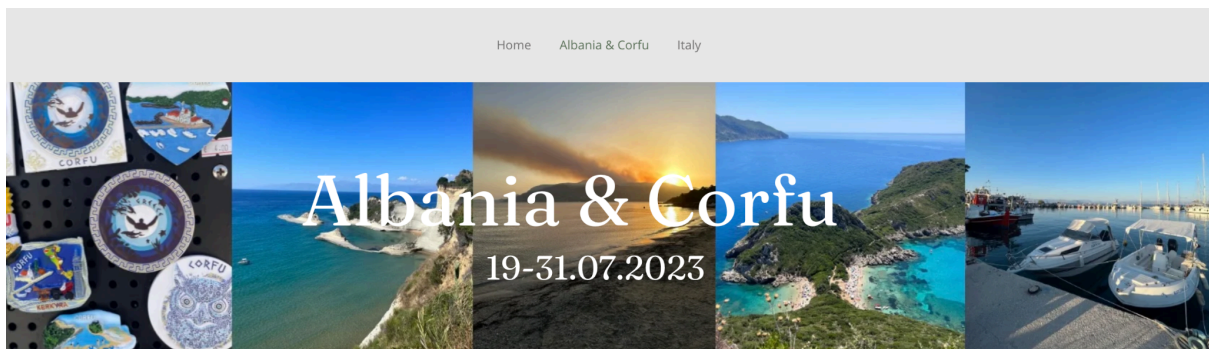


For my Personal Project, I decided to make a website with photos and short reports on my journeys, so something similar to a travel blog. I determined that it would have 2 subpages dedicated to each of my latest travels and that each subpage will contain photos that I take by myself while exploring the places I go to and some descriptions on how I spend my time there. The places I went to last year in summer and I reported my time there were Albania, Corfu and Italy.





Welcome to Getaway!

I believe that the world is a beautiful place, and I want to share my travelling experience with you. Join me as I journey from one place to another, and discover the hidden gems that make each destination unique.



This summer I went to **Albania and Corfu** with my parents. We picked Albania as our destination since we've never been to this country before. Besides, it's been said lately that Albania is a **newer version of Croatia** - we wanted to check if it's true.

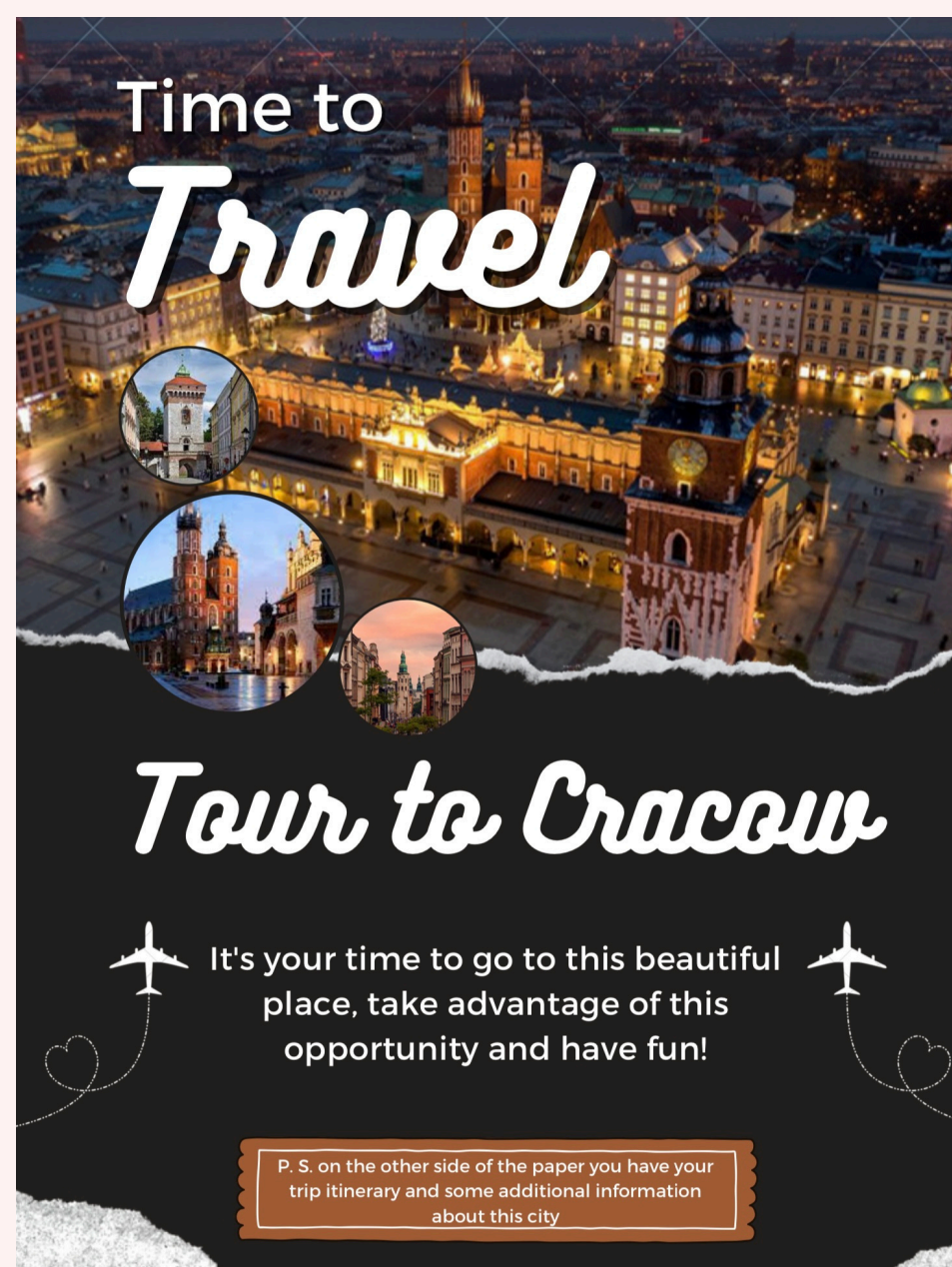
However **Sarandë**, which is the place where we were staying, is far away from the



This summer I went to **Italy** with my boyfriend and his parents. We planned a quite long trip, because it lasted for **16 days**. It was also caused by the length of the road we had to drive to arrive at our final destination. Both while going to Italy as returning to Poland we had **overnight stays in Austria** to get some rest. Of course it took more time, however we got to see some additional places and the drive wasn't so tiring thanks to that.

My product – itinerary for a trip to Cracow

I hope that my learning goal will lead me to be able to write a detailed itinerary of a trip, which will contain precisely described prices, times, and places, therefore my product will be a poster presenting a plan of the trip to Cracow. When I was considering which place in my area I should choose, I focused on a few aspects - I have always been fascinated by the architectural heritage and history of each place, so it was important to me that the city I choose would have interesting attractions, which is why I would love to create an itinerary for Cracow. I decided that my program will include some museums and monuments to show the beauty of the city, but also there will be some time for resting. Doing this project is also a great opportunity for me to get to know more about my country and it's a perfect occasion to visit such an amazing city which I have always wanted to explore.



Personal Project Summary

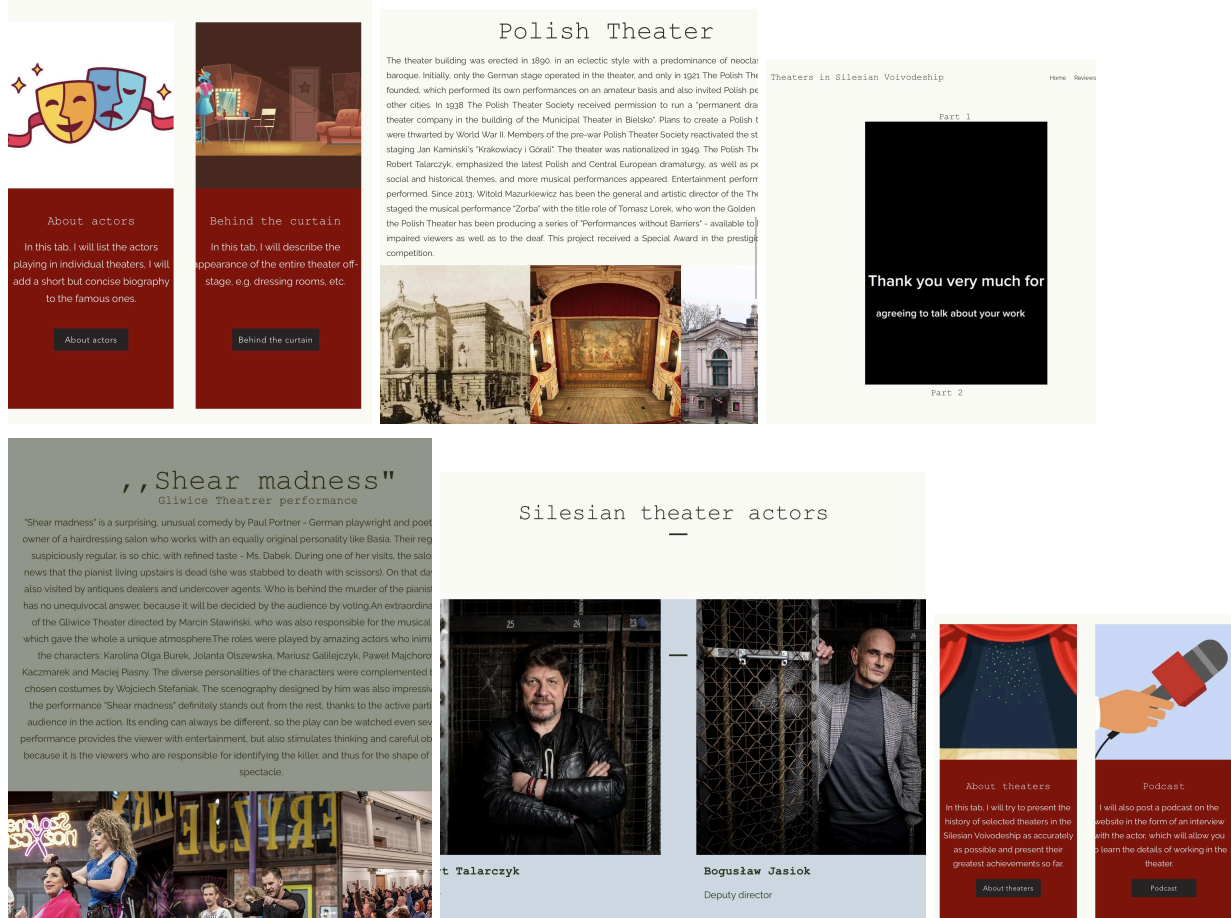
My product:



Thinking about my product, I wanted it to be related to my interests, but also to be easy to make. Therefore, after conducting research on the Internet and after reading several books on crocheting, I decided that I would make a pencil case. I crocheted it with beige and brown yarns, so I even managed to use one of my favorite colors. Nowadays, I use my product practically every day not only as a pencil case but also as a cosmetic bag. In summary, I am very happy with my product because it came out exactly as I wanted it. It is also very useful because I can use it every day. And most importantly, I had a lot of fun creating it because I was doing what I like and training my skills in crocheting!

Małgorzata Olszańska

MYP Personal Project-website about theaters in Silesian Voivodeship



For my Personal Project, I created a comprehensive website about theaters in the Silesian Voivodeship. This project was a journey of exploration and learning, allowing me to delve deeply into the world of local theaters, understand the job of the actors performing in them, and uncover the intricate details of backstage theater production. The aim of my website is to be both educational and aesthetically pleasing, serving as a rich resource for theater enthusiasts, students, and anyone interested in the cultural landscape of the Silesian Voivodeship. The website is structured into six main sections: "Play Reviews," "Behind the Curtain," "About Actors," "About Theaters," "Repertoire," and "Interview." Each section is meticulously designed to provide detailed and engaging content. The "Play Reviews" section includes my personal reviews of various performances, which I had watched before. This section not only reflects my critical thinking and analytical skills but also showcases my ability to appreciate and critique artistic performances. In the "Behind the Curtain" section, I offer insights into the backstage workings of theaters, based on extensive research, tours, and videos. This section aims to demystify the production process, highlighting the hard work and creativity that go into bringing a play to life. It includes detailed descriptions of the roles of various backstage professionals,

the process of set and costume design, and the technical aspects of theater production. The "About Actors" and "About Theaters" sections feature profiles and histories of the most renowned theaters and actors in the region. I conducted thorough research to provide comprehensive and accurate information, ensuring that each profile is engaging and informative. These sections aim to celebrate the talent and dedication of local actors and to highlight the rich history and cultural significance of theaters in the Silesian Voivodeship. One of the highlights of my project is an interview with a professional actor, included in the "Interview" section. Preparing for this interview required meticulous planning, precise time management, and effective communication skills. I learned how to formulate insightful questions, conduct an engaging interview, and present the information in a compelling way. To gather information for my website, I used a variety of credible sources, including theater websites and YouTube tutorials on website creation. The design of the website is elegant and user-friendly, reflecting my personal style and the sophistication of the theater world. It includes a navigation bar for easy access to different sections, clear and legible fonts, and engaging animations to enhance the user experience. I conducted a survey among peers to gather feedback on the website's design and content, and I incorporated their suggestions to improve readability, clarity, and overall effectiveness. Throughout this project, I developed numerous new skills, including website creation, conducting interviews, and writing reviews. I learned how to manage a complex project, conduct thorough research, and present information in an engaging and accessible way. This project has also deepened my appreciation for the theatrical arts and the meticulous work that goes into producing a performance. Overall, my website not only promotes theaters in the Silesian Voivodeship but also serves as a testament to my commitment and passion for theater. It showcases my ability to undertake a significant project, my dedication to learning, and my desire to share the rich cultural heritage of my region with a wider audience.


PERSONAL PROJECT - CREATING A GUIDEBOOK FOR THE GREEK ISLAND OF SANTORINI

Criterion A - Planning

Learning goal

Since elementary school, I have found travelling insanely compelling, on the grounds that for me, it is not just exploring new destinations, but also getting to know new cultures and people, as well as trying local cuisines. Furthermore, before my journeys, I closely study the history of places that I am going to visit, therefore I am able to better imagine their past. Due to the fact that nobody in my family is interested in planning, it is my duty to prepare a detailed itinerary for every holiday trip we are going to take. It brings me great fun, since it demands a thorough research about destinations, which I am fond of doing.

When people hear the word "Greece", most of them imagine blue-domed, white houses. As a child, I was enchanted by this type of architecture. That is why I desperately wanted to visit the island that is often associated with this kind of buildings - Santorini. I managed to go there when I was eleven years old. I fell in love with this island and so did my parents. In consequence, we have visited Santorini every year since the time we first had the opportunity to admire it. Due to my adoration and emotional attachment to this place, in the future I am going to become a tourist guide who will show people around the most remarkable parts of Santorini.



Combining all these aspects related to my passion for travelling, discovering the past of different places, organising trips and attachment for the Greek island of Santorini - I have decided for my Personal Project learning goal to be learning more about the history and places that are worth-seeing in Santorini.

Product

As a product, I have decided to create a guidebook around Santorini, which is connected to my interests. This will require research about the history and places that are worth-seeing, which will allow me to fulfill my learning goal. I will also have an opportunity to find out what a proper guidebook looks like and develop my designing skills. I visited Santorini a few times, so I already have a basic background knowledge, which will make it more simple to me while describing worth-seeing places.

MY PRODUCT AND LEARNING GOALS

From an early age I was spending time with my grandma who was crocheting. I find it very interesting and I decided to learn how to crochet as well.

My final product is a crocheting top. For my Personal Project I decided to do a crocheting part of clothing, further a top, which is a short type of blouse. It is made of jeans wool and a 3.5 mm hook. It has 2 cups in the same size, one down part including the decorate part and the strap. The strap is going to the shoulders and it is crossing on the back a few times. The cups are in triangle shape and they are made of 3 levels (in different colours) which are built accordingly like: 1st one is blue and it includes 7 rows, 2nd one is purple and it includes 6 rows and the last one is pink and it includes 11 rows. The down part includes 3 levels: 1st in the pink colour includes 8 rows, 2nd in the purple includes 8 rows, 3rd in the blue includes 7 rows and a decorative part.

The top is done with traditional and basic patterns. All stitches are more or less the same size and shape. The top looks esthetic. The colours fit each other. It is perfect for summer and it matches most of the clothes. The top, thanks to great wool, is not itchy. It is comfortable to wear and it feels really nice even when you are wearing it all day.

My learning goals were connected with many things which come from crocheting.

For my first learning goal I established that I will of course learn how to crochet.

If you are developed in different ways, which include manual things, you can be self-sufficient and also you will probably find your job easier. So learning how to crochet is an opportunity to evolve my manual skills. Moreover I assumed that I will train my character and make it more resistant to stress situations. I also came to the conclusion that I want to make my fingers stronger to climb better.

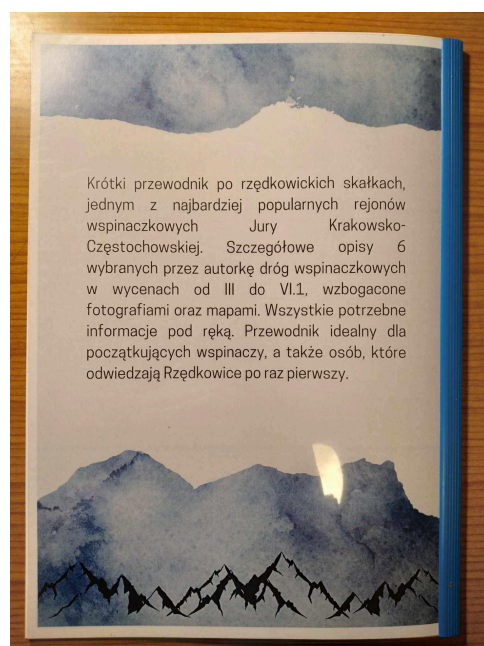
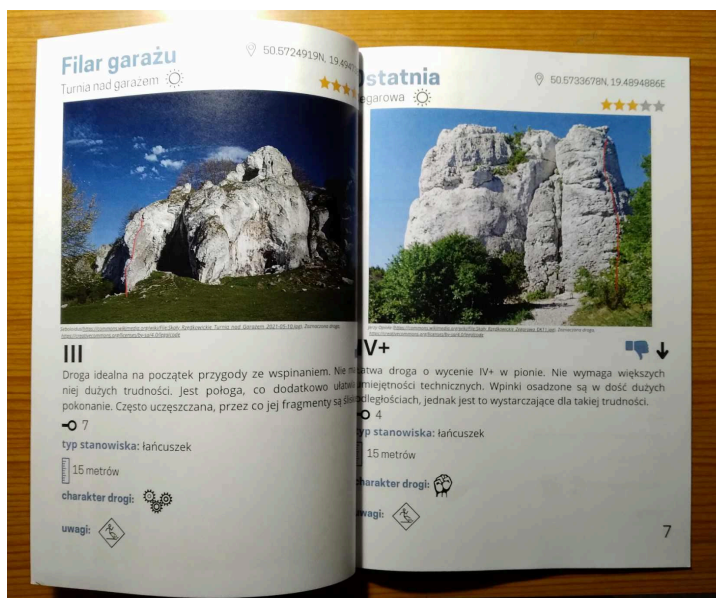
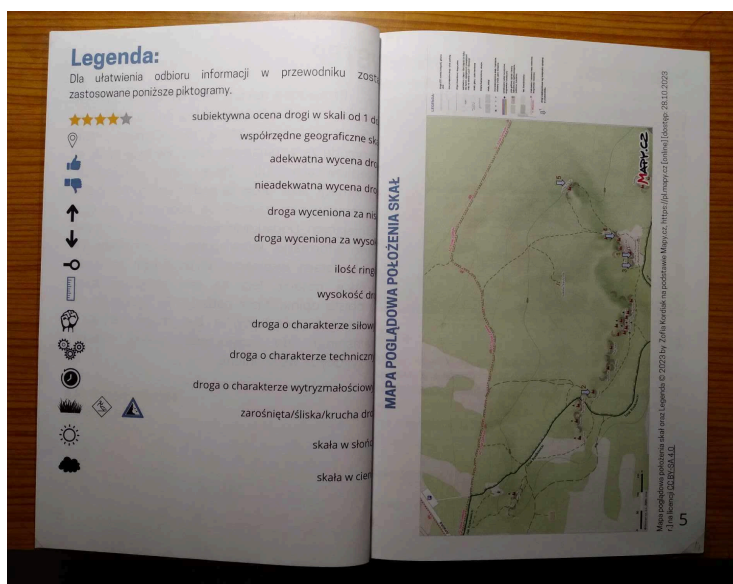
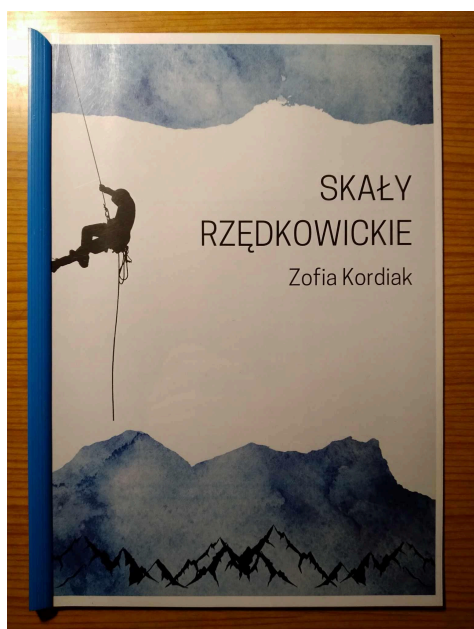


SHORT CLIMBING GUIDE

I have a lot of hobbies, however climbing is my favorite free-time activity. I decided to do something connected with climbing. I was thinking about something that is interesting and I do not already have knowledge about it. I already know a lot about technique, methods of climbing and belaying, so there was not anything else to learn. First, I had an idea to learn how to create my own climbing route on the climbing wall and then to assess its grade, but it would not be possible, because it is difficult to get the permission to create a climbing route on some public climbing wall. That is why I decided to do something also connected with assessment climbing routes. It seemed interesting for me and that is why I wanted to find out more about assessment of those routes and based on it also learn how to create my own subjective climbing guides.

My product is based on already existing climbing and assessed routes in Jura Krakowsko-Częstochowska (a very popular outdoor climbing area in Poland). I have focused on climbing routes which are located in Rzędkowice. The main reason why I chose that town is that is where I have started my outdoor climbing adventure. Due to this fact, I have many interesting memories connected with that place and I also know a lot about climbing routes there. Therefore that these routes are already assessed, in my climbing guide I assessed if those grades are in my opinion correctly chosen and enriched it with other useful information for climbers.

Making this product was for me a great opportunity to both achieve my learning goal and complete the project, but also have some great time doing something connected with my hobby.



My final product was a website consisting of six pages including one main home page and 5 theme focused ones. The website shows most important events of the second world war in the form of a semi interactive map where in some places there are special pins which when pressed show information about this event. Every continent has its special subpage which enables us to look at events from every continent separately. I also included a leader's page that has many important figures from WW2. I also tried to include pictures from every event when you clicked on a pin and got redirected onto a special lightbox including information about it.

The Winter War

Short Description :

The winter war is a term used to describe a Russo-Finnish war that took place from november 30 to 1939 to march 12 1940. The war was started by the Soviet Union after they signed a nonaggression pact with Germany. The strongly outnumbered finns put up a good fight but after a hard fought battle they had to accept russian strength and they signed a white peace treaty on russian terms.

[GO BACK](#) ⬅

Background information:

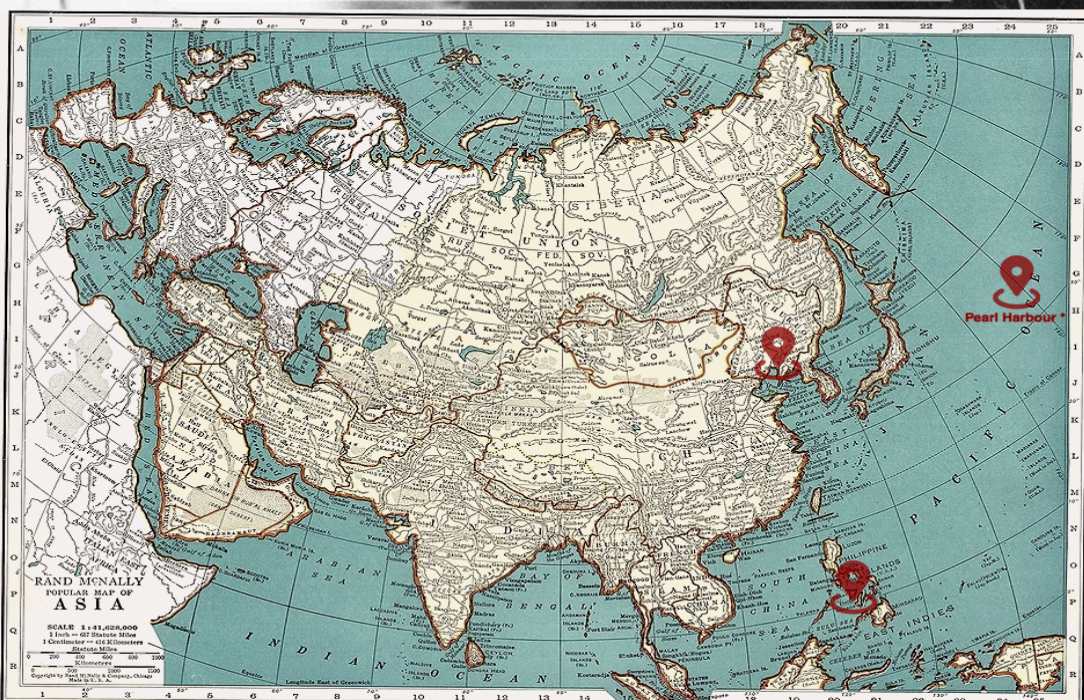
In 1920s Finnish government recognized the threat of Soviet union and they were close to signing a defensive pact including baltic countries and Poland but the pact broken up because of the finnish parliament, in 1932 they signed a nonaggression pact with Soviet Union but the threat was becoming even bigger even though they signed this treaty. After the Russo-German partition of Poland Russians next step was Finland and at the end of november 1939 the war started.

The Winter War

The war started on november 30 1939 when the soviet troops totaling to around one million troops attacked finland in various different places. Finns were greatly outnumbered but with the help of fighting on their own territory with addition to the season being winter they managed to hold on and soviets didn't manage to progress in winter. But in February of 1940 Soviets used artillery bombardment to breach Finnish southern defensive barrier (Mannerheim line), after which they continued their offensive northward to the Finnish city of Viipuri(Vyborg). Finland could secure help from Britain and France so because of their exhaustion they had to make peace with Soviets in the treaty of Moscow on march 12 1940 which was on the soviet terms. Later when Third Reich declared war on Soviet Union Finland joined Reich in this conflict (War of Continuation), but later they have withdraw from the conflict and signed armistice on september 19, 1944.

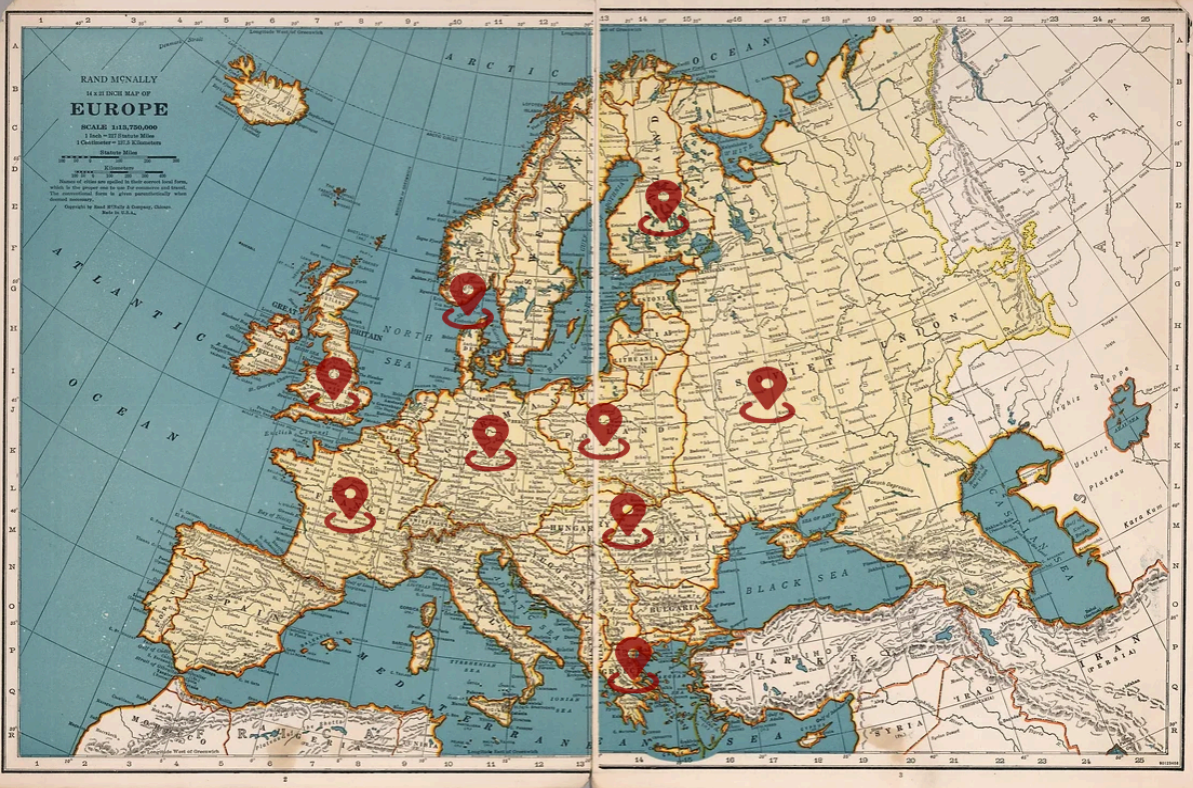
SECOND WORLD WAR IN ASIA

[HOME](#) [ASIA](#) [AFRICA](#) [EUROPE](#) [LEADERS](#) [TIMELINE](#)



SECOND WORLD WAR IN EUROPE

HOME ASIA AFRICA **EUROPE** LEADERS TIMELINE



SECOND WORLD WAR IN AFRICA

Home **Eu** Asia **Africa** Leaders



Programming a website about cybersecurity with database.

The project's goal was to develop a secure, responsive website with a robust backend database, offering resources and information on various cybersecurity topics. This site needed to run smoothly, with quick response times and reliable performance across multiple platforms. During the development process, I utilized the "Rocket" web framework, which facilitated building a secure and high-performance web application. JavaScript's strong typing and ownership model helped ensure the safety and reliability of the website. Additionally, I incorporated a MySQL database to manage user data and content efficiently. The combination of Rust and MySQL provided a powerful, secure, and scalable solution. As a side effect of using JavaScript's frameworks and the Rocket framework,

I was able to ensure that the final product adhered to high standards of security and performance, crucial for a cybersecurity-focused website.

Figure 1. An example of the article on the webpage

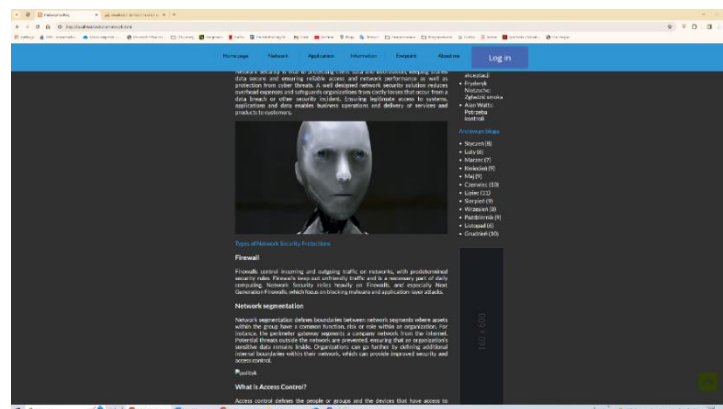


Figure 2. Homepage

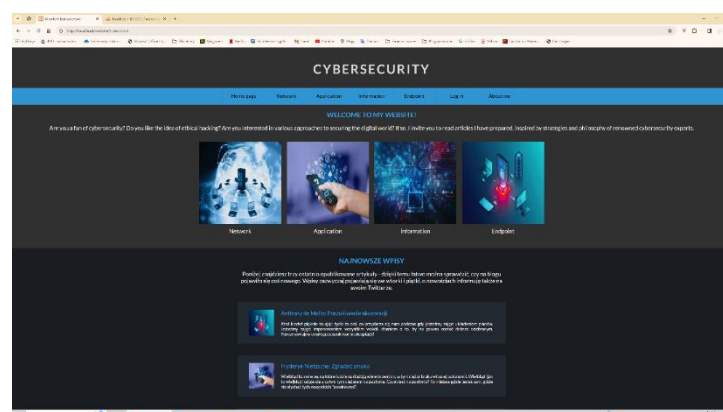
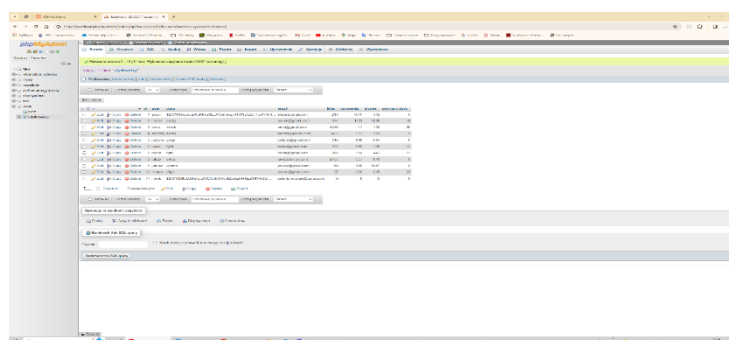


Figure 3. Database



Personal Project

I love art, especially painting and drawing. They have been a vital part of my life so far as I have always been doodling and sketching in my notebooks and creating some art projects in my spare time.

This made me figure out my learning goal for my Personal Project. I desired to paint something meaningful and something that is truly mine. A painting that will provoke some thoughts and engagement from the viewer.

Due to my self-development ideas and pursuit to do something that is mine, I chose to expand my painting skills and learn to express myself through art as my Personal Project learning goal and I decided to make a self-portrait as my product.

My product turned out to be a 50 cm x 40 cm surrealistic painting titled “True Colors” which is my self-portrait showcasing me in a normal way and attire contrasted with the fire-head creature and exposed skeleton and heart. I believe that all art is subjective and up to interpretation and I think this applies to my product as well.



My product:

My final product is knitted fingerless gloves. They are made of high quality materials and consist of an additional cuff of the glove. During the work on gloves, I had handy the criteria and plan that I had done before to make sure that I was following the goals and deadlines that I had set. Thanks to it, I didn't forget about anything and could remember when which part of my process had to be done.

While making my product I developed my personality, which positively affects my overall effectiveness in my project and for sure will be useful in the future. I have become more knowledgeable, because I equipped myself with necessary knowledge in order to make the product. I did an in-depth research to be well - informed about a particular subject and I also evaluated the sources to make sure that this is worth and proper to use. Before knitting I have learned about different types of knitting patterns and the best materials to use. I chose stockinette stitch to knit the gloves, because it is the most basic and classic knitting stitch pattern for beginners. To knit the cuff I used a mistake rib stitch method, while I wanted to diversify my product by using a different pattern. During creating the product, I have learned with tutorials to cast-on, rib, cast off, seam and weave in the ends.

Secondly I was very motivated to achieve my goal and create the final product in the designated plan. I had to find some free time every week to train and focus on creating the product. Instead of wasting my free time on watching series or playing games, I spent the time on an activity that was pleasant and worth developing.

I also was the thinker who applied creative and critical thinking to solve the problems and gained the ability to make reasonable decisions. Even when I encountered the mistakes in pattern, I was determined to find it and spend some time analyzing and improving it.

In the end, the product was tested by questionnaires, where my family and friends were evaluating the design and success of the gloves. I analyzed the results and my own perceptions and came to the conclusion that the gloves are positively received by recipients. Nearly every questionnaire achieved 100 %, except with the question which refers to neatness. One person chose the option somewhat, which means that next time knitting clothes I should check if everything is made with precision and is properly fitted.

